

# High Street Filatex Limited

REGD OFFICE: B-17, IIND FLOOR, 22 GODAM INDUSTRIAL AREA, JAIPUR-302006 (RAJASTHAN)

Tel No: 0141-2214074, 4025431

Web Site: [www.highstreetfilatex.in](http://www.highstreetfilatex.in)

E-mail: [highstreet.filatex@gmail.com](mailto:highstreet.filatex@gmail.com)

**CIN: L18101RJ1994PLC008386**

**Date: June 24, 2021**

**To,  
BSE LIMITED  
PHIROZE JEEJEEBHOY TOWERS,  
DALAL STREET,  
MUMBAI- 400 001 (MAHARASHTRA)**

**Sub: Outcome of Board Meeting held on Thursday, June 24, 2021 pursuant to the Regulation 30 of the Securities and Exchange Board of India (Listing Obligations and Disclosure Requirements) Regulations, 2015. ("the SEBI Listing Regulations").**

**Ref: High Street Filatex Limited; Scrip Code: 531301**

Dear Sir / Ma'am,

The Board of Directors of the Company in their meeting held on Thursday, June 24, 2021, at registered office of the Company situated at B-17, IInd Floor, 22 Godam Industrial Area, Jaipur -302006 (Rajasthan) which commenced at 04:00 P.M. and concluded at 05:30 P.M. inter alia, approved the Audited Financial Results for the quarter/year ended on March 31, 2021 along with the Statement of Assets & Liabilities of the Company as on that date and Cash Flow Statements for the year ended on March 31, 2021 and took on record the Auditor's Report thereon pursuant to Regulation 33 of the SEBI Listing Regulations. (enclosed herewith as Annexure-1);

Further Declaration duly signed by Mrs. Aishwarya Sethia, Chief Financial Officer of the Company, that the Auditor's report is with unmodified opinion with respect to the Audited Financial Results of the Company for the quarter / year ended on March 31, 2021 is also enclosed. (enclosed herewith as Annexure-2)

Furthermore, in accordance with the Securities and Exchange Board of India (Prohibition of Insider Trading) Regulations, 2015 and Company's code of conduct for Prohibition of Insider Trading, the "Trading Window" for trading in the shares of the Company will open from June 27, 2021 for the Directors and Key Management Personnel / Designated Persons and their immediate relatives / Connected Persons of the Company.

Kindly take the above on records.

**Thanking You,  
Yours Faithfully  
For High Street Filatex Limited**

  
  
**Vibhor Kumawat  
(Company Secretary  
and Compliance Officer)  
ACS-55710**

**Encl: A/a**

## High Street Filatex Limited

REGD OFFICE: B-17, IIIND FLOOR, 22 GODAM INDUSTRIAL AREA, JAIPUR-302006, RAJASTHAN  
Tel No: 0141-2214074, 4025431  
FACTORY: F-86 HIRAWALA INDUSTRIAL AREA, KANOTA, DISTT. JAIPUR-303012, RAJASTHAN  
Web Site: www.highstreetfilatex.in E-mail: highstreet.filatex@gmail.com  
CIN: L18101RJ1994PLC008386

## Statement of Standalone Audited Results for the Quarter/ Year Ended March 31, 2021



| PART -1                               |   |                         |                            |                         |                         |                         |
|---------------------------------------|---|-------------------------|----------------------------|-------------------------|-------------------------|-------------------------|
| (Rs. in Lakhs, except per share data) |   |                         |                            |                         |                         |                         |
| S.No.                                 | Particulars   | Quarter Ended           |                            |                         | Year Ended              |                         |
|                                       |   | 31.03.2021<br>(Audited) | 31.12.2020<br>(Un-Audited) | 31.03.2020<br>(Audited) | 31.03.2021<br>(Audited) | 31-03-2020<br>(Audited) |
| 1                                     | Revenue   |                         |                            |                         |                         |                         |
|                                       | (a) Revenue from Operations(Gross)  | 0.00                    | 0.00                       | 1.14                    | 1.58                    | 20.37                   |
| 2                                     | Other Income  | 0.00                    | 0.00                       | 2.44                    | 0.00                    | 2.44                    |
| 3                                     | Total Revenue   | 0.00                    | 0.00                       | 3.58                    | 1.58                    | 22.81                   |
| 4                                     | Expenses  |                         |                            |                         |                         |                         |
|                                       | (a) Cost of Materials consumed  | 0.00                    | 0.00                       | 0.00                    | 0.00                    | 2.08                    |
|                                       | (b) Purchase of stock-in-trade  | 0.00                    | 0.00                       | 0.98                    | 1.54                    | 0.00                    |
|                                       | (c) Changes in Inventories of finished goods, work-in-progress and stock-in-trade   | 0.00                    | 0.00                       | 0.00                    | 0.00                    | 11.62                   |
|                                       | (d) Employee benefits expense   | 1.07                    | 1.03                       | 1.58                    | 3.64                    | 10.26                   |
|                                       | (e) Finance Cost  | 0.00                    | 0.00                       | 0.00                    | 0.00                    | 0.00                    |
|                                       | (f) Depreciation and amortisation expense   | 2.70                    | 2.71                       | 3.27                    | 10.82                   | 10.82                   |
|                                       | (g) Listing fee   | 0.00                    | 0.00                       | 0.00                    | 3.00                    | 3.00                    |
|                                       | (h) Building & Repair Charges   | 0.00                    | 0.00                       | 0.00                    | 0.00                    | 8.79                    |
|                                       | (i) Reversal of Common Gst  | (0.01)                  | 0.83                       | 0.00                    | 0.82                    | 0.00                    |
|                                       | (j) Esi Demand  | 1.84                    | 0.00                       | 0.00                    | 1.84                    | 0.00                    |
|                                       | (j) Other expenses(Any item exceeding 10% of the total expenses relating to continuing operations to be shown separately) | 1.57                    | 0.25                       | 1.30                    | 2.47                    | 3.88                    |
|                                       | Total Expenses  | 7.17                    | 4.82                       | 7.13                    | 24.13                   | 50.45                   |
| 5                                     | Profit / (Loss) before exceptional items and tax (3-4)  | (7.17)                  | (4.82)                     | (3.55)                  | (22.56)                 | (27.64)                 |
| 6                                     | Exceptional Items   | 0.00                    | 0.00                       | 0.00                    | 0.00                    | 0.00                    |
| 7                                     | Profit / (Loss) before tax (5-6)  | (7.17)                  | (4.82)                     | (3.55)                  | (22.56)                 | (27.64)                 |
| 8                                     | Tax expense<br>1) Current Tax<br>2) Deferred tax  | 0.00                    | 0.00                       | 0.00                    | 0.00                    | 0.00                    |
| 9                                     | Net profit/loss after tax (7-8)   | (7.17)                  | (4.82)                     | (3.55)                  | (22.56)                 | (27.64)                 |
| 10                                    | Other Comprehensive Income/(Expense) for the period   | 0.00                    | 0.00                       | 0.00                    | 0.00                    | 0.00                    |
|                                       | a.) Items to be reclassified to profit or loss  | 0.00                    | 0.00                       | 0.00                    | 0.00                    | 0.00                    |
|                                       | b.) Income tax relating to items to be reclassified to profit or loss   | 0.00                    | 0.00                       | 0.00                    | 0.00                    | 0.00                    |
|                                       | c.) Items not to be reclassified to profit or loss  | 0.00                    | 0.00                       | 0.00                    | 0.00                    | 0.00                    |
|                                       | d.) Income tax relating to items not to be reclassified to profit or loss   | 0.00                    | 0.00                       | 0.00                    | 0.00                    | 0.00                    |
|                                       | Total Comprehensive Income/(loss) for the period(9+10)  | (7.17)                  | (4.82)                     | (3.55)                  | (22.56)                 | (27.64)                 |
| 11                                    | A. Paid-up equity share capital (Face Value of the Share Rs.10/-each)   | 64.70                   | 64.70                      | 64.70                   | 64.70                   | 64.70                   |
| 12                                    | Reserves excluding Revaluation Reserves as per Balance Sheet  |                         |                            |                         | (339.71)                | (320.08)                |
| 13                                    | (I) Earnings Per Share (of Rs. 10/- each) (not annualised):   |                         |                            |                         |                         |                         |
|                                       | (a) Basic   | (1.11)                  | (0.74)                     | (0.55)                  | (3.49)                  | (4.27)                  |
|                                       | (b) Diluted   | (1.11)                  | (0.74)                     | (0.55)                  | (3.49)                  | (4.27)                  |
|                                       | See accompanying note to the Financial Results  |                         |                            |                         |                         |                         |

## Notes:-

- The above results have been reviewed and recommended by the Audit Committee in its meeting held on June 24, 2021. The same have been approved and taken on record by the Board of Directors of the Company in its meeting held on June 24, 2021. The Statutory Auditor of the company has expressed an unmodified opinion on these financial results.
  - These financial results have been prepared in accordance with the recognition and measurement principles of applicable Indian Accounting Standards ("IND AS") notified under the Companies (Indian Accounting Standards) Rules, 2015 as specified in section 133 of the Companies Act, 2013.
  - Previous year/period figures have been recasted and regrouped wherever necessary.
  - The Chief Financial Officer and Whole-time Director of the Company have certified in terms of Regulation 33(2)(a) of SEBI (LODR) Regulations, 2015 that the above financial results do not contain any false or misleading statement or figures and do not omit any material fact which may make the statement or figures contained therein misleading.
  - Due to the outbreak of COVID-19 globally and in India, the company has made initial assessment of likely adverse impact on the economic environment in general and financial risks on account of COVID-19. The company is engaged in the manufacturing and trading of Knitted socks, head band and wrist band and trading in yarn and commodities. Despite the industry has effected due to the COVID-19 Outbreak, the company's management is of the view that it will not affect the going concern of the company, since the company has established reputation in the country and can serve the market. However, for the short term period the revenue is expected to be lower and accordingly, the company has to operate at such lower profits for some time.
- The management has considered the possible effects that may result from the pandemic related to COVID-19 on carrying amount of trade receivables and inventories. In developing the assumption, estimates relating to the uncertainties at the balance sheet date in relation to the recoverable amount of these are set. The management has considered the global economic conditions prevailing at the date of approval of these financial results and has used the internal and external sources of information to the extent determined by it. The actual outcome of these

For High Street Filatex Ltd

*Bhagwan Singh*  
Bhagwan Singh  
Whole-time Director  
DIN: 02305246  
Place: Jaipur  
Date: June 24, 2021



## High Street Filatex Limited

REGD OFFICE: B-17, IIND FLOOR, 22 GODAM INDUSTRIAL AREA, JAIPUR-302006, RAJASTHAN  
Tel No: 0141-2214074, 4025431

FACTORY: F-86 HIRAWALA INDUSTRIAL AREA, KANOTA, DISTT. JAIPUR-303012, RAJASTHAN  
Web Site: www.highstreetfilatex.in E-mail: highstreet.filatex@gmail.com

CIN: L18101RJ1994PLC008386

### SEGMENTAL INFORMATION (in lacs) for the Quarter / Year Ended March 31, 2021


| Particulars   | Quarter Ended           |                            |                         | Year ended              |                         |
|---|-------------------------|----------------------------|-------------------------|-------------------------|-------------------------|
|   | 31.03.2021<br>(Audited) | 31.12.2020<br>(Un-Audited) | 31.03.2020<br>(Audited) | 31.03.2021<br>(Audited) | 31-03-2020<br>(Audited) |
| <b>1) Segment Revenue</b>                                 |                         |                            |                         |                         |                         |
| (a) Manufacturing/Trading/Jobwork of Socks                | 0.00                    | 0.00                       | 1.14                    | 1.58                    | 20.37                   |
| (b) Trading of Yarn                                       | 0.00                    | 0.00                       | 0.00                    | 0.00                    | 0.00                    |
| (c) Trading of commodity                                  | 0.00                    | 0.00                       | 0.00                    | 0.00                    | 0.00                    |
| (d) Income from other sources                             | 0.00                    | 0.00                       | 2.44                    | 0.00                    | 2.44                    |
| <b>TOTAL</b>  | <b>0.00</b>             | <b>0.00</b>                | <b>3.58</b>             | <b>1.58</b>             | <b>22.81</b>            |
| Less: Intersegment Revenue                                | 0.00                    | 0.00                       | 0.00                    | 0.00                    | 0.00                    |
| Net Sales/ Income from Operation                          | <b>0.00</b>             | <b>0.00</b>                | <b>3.58</b>             | <b>1.58</b>             | <b>22.81</b>            |
| <b>2) Segment Wise result (Before Interest &amp; tax)</b> |                         |                            |                         |                         |                         |
| (a) Manufacturing/Trading/Jobwork of Socks                | (7.17)                  | (4.82)                     | (5.99)                  | (22.56)                 | (30.08)                 |
| (b) Trading of Yarn                                       | 0.00                    | 0.00                       | 0.00                    | 0.00                    | 0.00                    |
| (c) Trading of commodity                                  | 0.00                    | 0.00                       | 0.00                    | 0.00                    | 0.00                    |
| (d) Income from other sources                             | 0.00                    | 0.00                       | 2.44                    | 0.00                    | 2.44                    |
| <b>TOTAL</b>  | <b>(7.17)</b>           | <b>(4.82)</b>              | <b>(3.55)</b>           | <b>(22.56)</b>          | <b>(27.64)</b>          |
| Less: Interest paid                                       | 0.00                    | 0.00                       | 0.00                    | 0.00                    | 0.00                    |
| Less: Unallocable charges/expenditure                     | 0.00                    | 0.00                       | 0.00                    | 0.00                    | 0.00                    |
| <b>Total Profit Before tax</b>                            | <b>(7.17)</b>           | <b>(4.82)</b>              | <b>(3.55)</b>           | <b>(22.56)</b>          | <b>(27.64)</b>          |
| <b>3) Segment Assets</b>                                  |                         |                            |                         |                         |                         |
| a) Manufacturing of socks                                 | 225.98                  | 232.97                     | 249.29                  | 225.98                  | 249.29                  |
| b) Trading of yarn  | 0.00                    | 0.00                       | 0.00                    | 0.00                    | 0.00                    |
| c) Trading of Dhaniya                                     | 0.00                    | 0.00                       | 0.00                    | 0.00                    | 0.00                    |
| d) Others   | 0.00                    | 0.00                       | 0.00                    | 0.00                    | 0.00                    |
| <b>TOTAL SEGMENT ASSETS</b>                               | <b>225.98</b>           | <b>232.97</b>              | <b>249.29</b>           | <b>225.98</b>           | <b>249.29</b>           |
| <b>4) Segment Liabilities</b>                             |                         |                            |                         |                         |                         |
| a) Manufacturing of socks                                 | 3.14                    | 3.37                       | 3.89                    | 3.14                    | 3.89                    |
| b) Trading of yarn  | 0.00                    | 0.00                       | 0.00                    | 0.00                    | 0.00                    |
| c) Trading of Dhaniya                                     | 40.05                   | 39.65                      | 40.05                   | 40.05                   | 40.05                   |
| d) Others   | 0.00                    | 0.00                       | 0.00                    | 0.00                    | 0.00                    |
| e) Redeemable Pref. share                                 | 278.00                  | 278.00                     | 278.00                  | 278.00                  | 278.00                  |
| <b>TOTAL SEGMENT LIABILITIES</b>                          | <b>321.19</b>           | <b>321.02</b>              | <b>321.94</b>           | <b>321.19</b>           | <b>321.94</b>           |

For High Street Filatex Ltd

*Bhagwan Singh*

**Bhagwan Singh**  
Whole-time Director  
DIN: 02305246

Place: Jaipur  
Date: June 24, 2021



## High Street Filatex Limited

REGD OFFICE: B-17, IIND FLOOR, 22 GODAM INDUSTRIAL AREA, JAIPUR-302006, RAJASTHAN  
Tel No: 0141-2214074, 4025431  
FACTORY: F-86 HIRAWALA INDUSTRIAL AREA, KANOTA, DISTT. JAIPUR-303012, RAJASTHAN  
Web Site: www.highstreetfilatex.in E-mail: highstreet.filatex@gmail.com  
CIN: L18101RJ1994PLC008386

### Statement of Assets and Liabilities as at March 31, 2021

| ASSETS                              | As at March 31, 2021 | As at March 31, 2020 |
|-------------------------------------|----------------------|----------------------|
| <b>(1) Non-current Assets</b>       |                      |                      |
| (a) Property, Plant and Equipment   | 207.12               | 217.94               |
| (b) Financial assets                |                      |                      |
| (i) Investments                     |                      | -                    |
| (ii) Loans                          |                      | -                    |
| (iii) Others                        | 3.99                 | 4.91                 |
| (c) Deferred tax assets (net)       |                      | -                    |
| (d) Other non-current assets        |                      | -                    |
| <b>(2) Current assets</b>           |                      |                      |
| (a) Inventories                     |                      | -                    |
| (b) Financial assets                |                      | -                    |
| (i) Trade Receivables               |                      | -                    |
| (ii) Cash and cash equivalents      | 2.46                 | 2.25                 |
| (iii) Others                        | 0.48                 | 0.54                 |
| (c) Current tax assets (Net)        | 11.93                | 22.46                |
| (d) Other current assets            |                      | -                    |
|                                     |                      | 1.19                 |
| <b>Total Assets</b>                 | <b>225.98</b>        | <b>249.29</b>        |
| <b>EQUITY AND LIABILITIES</b>       |                      |                      |
| <b>(1) Equity</b>                   |                      |                      |
| (a) Equity Share Capital            | 64.70                | 64.70                |
| (b) Other equity                    | (159.91)             | (137.36)             |
| <b>(2) Liabilities</b>              |                      |                      |
| <b>(A) Non-current liabilities</b>  |                      |                      |
| (a) Financial liabilities           |                      |                      |
| (i) Borrowings                      |                      |                      |
| (ii) Other financial liabilities    | 278.00               | 278.00               |
| (b) Deferred Tax Liabilities (Net)  |                      | -                    |
| (c) Other non-current liabilities   |                      | -                    |
| <b>(B) Current liabilities</b>      |                      |                      |
| (a) Financial liabilities           |                      |                      |
| (i) Borrowings                      |                      | -                    |
| (ii)a Trade Payables-MSME           | 0.00                 | 0.54                 |
| (ii)b Trade Payable- Others         | 41.97                | 40.80                |
| (iii) Other financial liabilities   | 1.22                 | 1.15                 |
| (b) Other current liabilities       | 0.00                 | 1.45                 |
| <b>Total Equity and Liabilities</b> | <b>225.98</b>        | <b>249.29</b>        |

For High Street Filatex Ltd

*Bhagwan Singh*

Bhagwan Singh  
Whole-time Director  
DIN: 02305246



Place: Jaipur  
Date: June 24, 2021



## High Street Filatex Limited

REGD OFFICE: B-17, IIND FLOOR, 22 GODAM INDUSTRIAL AREA, JAIPUR-302006, RAJASTHAN  
Tel No: 0141-2214074, 4025431  
FACTORY: F-86 HIRAWALA INDUSTRIAL AREA, KANOTA, DISTT. JAIPUR-303012, RAJASTHAN  
Web Site: www.highstreetfilatex.in E-mail: highstreet.filatex@gmail.com  
CIN: L18101RJ1994PLC008386

### CASH FLOW STATEMENT FOR THE YEAR ENDED MARCH 31, 2021

(Rs. In Lacs)

|           | PARTICULARS  | Year Ended<br>March 31, 2021 | Year Ended<br>March 31, 2020 |
|-----------|--|------------------------------|------------------------------|
| <b>A.</b> | <b>CASH FLOW FROM OPERATING ACTIVITIES :</b>                         |                              |                              |
|           | Net profit before tax and extra ordinary items                       | (22.56)                      | (27.64)                      |
|           | <b>Adjustments for :</b>   |                              |                              |
|           | Depreciation   | 10.82                        | 10.82                        |
|           | Prior years adjustment   | 0.00                         | 0.00                         |
|           | Profit/ Loss on sale of fixed Assets / or from Investment etc        | 0.00                         | 0.00                         |
|           | Interest & other income on investments                               | 0.00                         | 0.00                         |
|           | Interest   | 0.00                         | 0.00                         |
|           | <b>Operating profit before working capital changes</b>               | <b>(11.74)</b>               | <b>(16.82)</b>               |
|           | <b>Adjustments for :</b>   |                              |                              |
|           | Trade and other Receivables  | 11.51                        | 5.06                         |
|           | Inventories  | 0.00                         | 11.62                        |
|           | Trade Payables   | (0.75)                       | (0.18)                       |
|           | Long term loan/Advances Written back                                 | 0.00                         | (2.44)                       |
|           | <b>Cash generated from operations</b>                                | <b>(0.98)</b>                | <b>(2.76)</b>                |
|           | Interest paid  | 0.00                         | 0.00                         |
|           | Direct taxes paid  | 0.00                         | 0.00                         |
|           | <b>CASH FLOW BEFORE EXTRAORDINARY ITEMS</b>                          | <b>(0.98)</b>                | <b>(2.76)</b>                |
|           | Extraordinary items-Deferred Revenue Expenses                        |                              | 0.00                         |
|           | <b>Net Cash from operating activities (A)</b>                        | <b>(0.98)</b>                | <b>(2.76)</b>                |
| <b>B.</b> | <b>CASH FROM INVESTING ACTIVITIES:</b>                               |                              |                              |
|           | Purchase of fixed assets   | 0.00                         | 0.00                         |
|           | Sales of fixed assets  | 0.00                         | 0.00                         |
|           | Acquisitions of Companies (As per Annexure)                          | 0.00                         | 0.00                         |
|           | Purchases of Investments   | 0.00                         | 0.00                         |
|           | Loans/Deposits Received back/ Loans given                            | 0.92                         | 0.00                         |
|           | Sales of Investments   | 0.00                         | 0.00                         |
|           | Interest received and other income                                   | 0.00                         | 0.00                         |
|           | Dividend received  | 0.00                         | 0.00                         |
|           | <b>Net cash used in investing activities (B)</b>                     | <b>0.92</b>                  | <b>0.00</b>                  |
| <b>C.</b> | <b>CASH FLOW FROM FINANCING ACTIVITIES</b>                           |                              |                              |
|           | Proceeds from issue of share capital                                 | 0.00                         | 0.00                         |
|           | Proceeds from long term borrowings                                   | 0.00                         | 0.00                         |
|           | Repayment of Long term loans   | 0.00                         | 0.00                         |
|           | Dividends paid   | 0.00                         | 0.00                         |
|           | Preliminary Expenses   | 0.00                         | 0.00                         |
|           | <b>Net cash used in financing activities (C)</b>                     | <b>0.00</b>                  | <b>0.00</b>                  |
|           | <b>Net increase/(decrease) in cash and cash equivalents ( A+B+C)</b> | <b>(0.06)</b>                | <b>(2.76)</b>                |
|           | <b>Cash and Cash Equivalents as at the beginning of the period</b>   | <b>0.54</b>                  | <b>3.29</b>                  |
|           | <b>Cash and Cash equivalents as at the end of the period</b>         | <b>0.48</b>                  | <b>0.54</b>                  |





R Sogani & Associates  
Chartered Accountants

"Shree Dham"

R-20, Yudhishter Marg, 'C'-Scheme, Jaipur - 302005

Tel: 2222734, 2220735, 2220736

E-mail: rsa@soganiprofessionals.com

Website: www.soganiprofessionals.com

## INDEPENDENT AUDITOR'S REPORT

To

The Board of Directors of

High Street Filatex Limited

Report on the Audit of the Financial Results

### Opinion

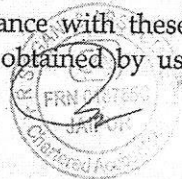
We have audited the accompanying statement of High Street Filatex Limited ("the Company"), for the quarter and year ended March 31, 2021, attached herewith, being submitted by the company pursuant to the Requirement of Regulations 33 of the SEBI (Listing Obligation and Disclosure Requirements) Regulations, 2015, as amended ("Listing Regulations").

In our opinion and to the best of our information and according to the explanations given to us, the aforesaid statement:

- i. is presented in accordance with the requirements of the Listing Regulations in this Regard, and
- ii. give a true and fair view in conformity with the applicable accounting standards and other accounting principles generally accepted in India, of the loss, the total comprehensive income, and other financial information of the company for the quarter and year ended March 31, 2021.

### Basis for Opinion

We conducted our audit in accordance with the Standards on Auditing (SAs) specified under section 143(10) of the Companies Act, 2013, as amended ("the Act"). Our responsibilities under those Standards are further described in the *Auditor's Responsibilities for the Audit of the Financial Results* section of our report. We are independent of the Company in accordance with the *Code of Ethics* issued by the Institute of Chartered Accountants of India (ICAI) together with the ethical requirements that are relevant to our audit of the financial statements under the provisions of the Act and the Rules thereunder, and we have fulfilled our other ethical responsibilities in accordance with these requirements and the Code of Ethics. We believe that the audit evidence obtained by us is sufficient and appropriate to provide a basis for our opinion.





R Sogani & Associates  
Chartered Accountants

"Shree Dham"

R-20, Yudhishter Marg, 'C'-Scheme, Jaipur - 302005

Tel: 2222734, 2220735, 2220736

E-mail: rsa@soganiprofessionals.com

Website: www.soganiprofessionals.com

### Management's Responsibility for the Financial Results

The Statement has been prepared on the basis of the annual financial statements. The Company's Board of Directors are responsible for preparation and presentation of the statement that give a true and fair view of the net loss and other comprehensive income of the company and other financial information in accordance with applicable accounting standard prescribed under section 133 of the Act read with relevant rule there under and other accounting principles generally accepted in India in compliance with Regulation 33 of the Listing Regulations. This responsibility also includes maintenance of adequate accounting records in accordance with the provisions of the Act for safeguarding of the assets of the Company and for preventing and detecting frauds and other irregularities; selection and application of appropriate accounting policies; making judgments and estimates that are reasonable and prudent; and design, implementation and maintenance of adequate internal financial controls, that were operating effectively for ensuring the accuracy and completeness of the accounting records, relevant to the preparation and presentation of the statement that give a true and fair view and are free from material misstatement, whether due to fraud or error.

In preparing the statements, the Board of Directors is responsible for assessing the Company's ability to continue as a going concern, disclosing, as applicable, matters related to going concern and using the going concern basis of accounting unless the Board of Directors either intends to liquidate the Company or to cease operations, or has no realistic alternative but to do so.

The Board of Directors is responsible for overseeing the Company's financial reporting process.

### Auditor's Responsibilities for the Audit of the Financial Results

Our objectives are to obtain reasonable assurance about whether the statements as a whole are free from material misstatement, whether due to fraud or error, and to issue an auditor's report that includes our opinion. Reasonable assurance is a high level of assurance, but is not a guarantee that an audit conducted in accordance with SAs will always detect a material misstatement when it exists. Misstatements can arise from fraud or error and are considered material if, individually or in the aggregate, they could reasonably be expected to influence the economic decisions of users taken on the basis of the statement.

As part of an audit in accordance with SAs, we exercise professional judgment and maintain professional skepticism throughout the audit. We also:

- Identify and assess the risks of material misstatement of the statement, whether due to fraud or error, design and perform audit procedures responsive to those risks, and obtain audit evidence that is sufficient and appropriate to provide a basis for our opinion. The risk of not detecting a material misstatement resulting from fraud is higher than for one resulting from error, as fraud may involve collusion, forgery, intentional omissions, misrepresentations, or the override of internal control.



R Sogani & Associates  
Chartered Accountants

"Shree Dham"

R-20, Yudhishter Marg, 'C'-Scheme, Jaipur - 302005

Tel: 2222734, 2220735, 2220736

E-mail: rsa@soganiprofessionals.com

Website: www.soganiprofessionals.com


- Obtain an understanding of internal control relevant to the audit in order to design audit procedures that are appropriate in the circumstances. Under section 143(3)(i) of the Companies Act, 2013, we are also responsible for expressing our opinion on whether the company has adequate internal financial controls system in place and the operating effectiveness of such controls.
- Evaluate the appropriateness of accounting policies used and the reasonableness of accounting estimates and related disclosures made by the Board of Directors.
- Conclude on the appropriateness of Board of Director use of the going concern basis of accounting and, based on the audit evidence obtained, whether a material uncertainty exists related to events or conditions that may cast significant doubt on the Company's ability to continue as a going concern. If we conclude that a material uncertainty exists, we are required to draw attention in our auditor's report to the related disclosures in the financial statements or, if such disclosures are inadequate, to modify our opinion. Our conclusions are based on the audit evidence obtained up to the date of our auditor's report. However, future events or conditions may cause the Company to cease to continue as a going concern.
- Evaluate the overall presentation, structure and content of the statement, including the disclosures, and whether the statements represent the underlying transactions and events in a manner that achieves fair presentation.

We communicate with those charged with governance regarding, among other matters, the planned scope and timing of the audit and significant audit findings, including any significant deficiencies in internal control that we identify during our audit.

We also provide those charged with governance with a statement that we have complied with relevant ethical requirements regarding independence, and to communicate with them all relationships and other matters that may reasonably be thought to bear on our independence, and where applicable, related safeguards.

#### Other Matter

1. The accompanying statement includes the result for the quarter ended March 31, 2021 being the balance figure between the audited figures in respect of the full financial year ended March 31, 2021 and the published unaudited year-to-date figures to the third quarter of the current financial year, which were subject to a limited review by us, as required under the Listing Regulation.
2. In Note No. 5 to the financial results regarding the uncertainties arising out of the outbreak of COVID-19 pandemic and the assessment made by the management on its business and financials, including valuation of assets, policy liabilities and solvency for







R Sogani & Associates  
Chartered Accountants

"Shree Dham"

R-20, Yudhishter Marg, 'C'-Scheme, Jaipur - 302005


Tel: 2222734, 2220735, 2220736

E-mail: rsa@soganiprofessionals.com

Website: www.soganiprofessionals.com

the year ended 31st March, 2021, this assessment and the outcome of the pandemic is as made by the management and is highly dependent on the circumstances as they evolve in subsequent periods. Our opinion is not modified on the above matter.

For R Sogani & Associates  
Chartered Accountants  
FRN No. 018755C

  
Bharat Sonkhiya  
Partner  
Membership No. 403023



UDIN: 21403023AAAABDS4495

Place: Jaipur

Date: 24 JUN 2021

**High Street Filatex Limited**

REGD OFFICE: B-17, IIND FLOOR, 22 GODAM INDUSTRIAL AREA, JAIPUR-302006, RAJASTHAN

Tel No: 0141-2214074, 4025431

Web Site: [www.highstreetfilatex.in](http://www.highstreetfilatex.in)E-mail: [highstreet.filatex@gmail.com](mailto:highstreet.filatex@gmail.com)**CIN: L18101RJ1994PLC008386****Date: June 24, 2021****To,  
BSE Limited  
Phiroze Jeejeebhoy Towers  
Dalal Street  
Mumbai- 400001 (MAHARASHTRA)****Sub: Declaration Pursuant to Regulation 33(3)(d) of Securities and Exchange Board of India (Listing Obligations and Disclosure Requirements) Regulations, 2015****Ref: High Street Filatex Limited, Scrip Code: 531301****Declaration****Dear Sir/ Ma'am,**

I, Aishwarya Sethia, Chief Financial Officer of High Street Filatex Limited (CIN: L18101RJ1994PLC008386) having its Registered office at B-17, IInd Floor 22 Godam Industrial Area Jaipur-302006 (Rajasthan), hereby declare that, the Statutory Auditors of the Company, M/s R Sogani & Associates (FRN: 018755C) have issued an Audit Report with unmodified opinion on the Audited Financial Results of the Company for quarter and year ended on March 31, 2021.

This Declaration is given in compliance to Regulation 33(3)(d) of the Securities & Exchange Board of India (Listing Obligations and Disclosure Requirements) Regulations, 2015 (as amended).

You are requested to take the same on record.

**Thanking You,  
Yours Sincerely,****FOR HIGH STREET FILATEX LIMITED****AISHWARYA SETHIA  
CHIEF FINANCIAL OFFICER**